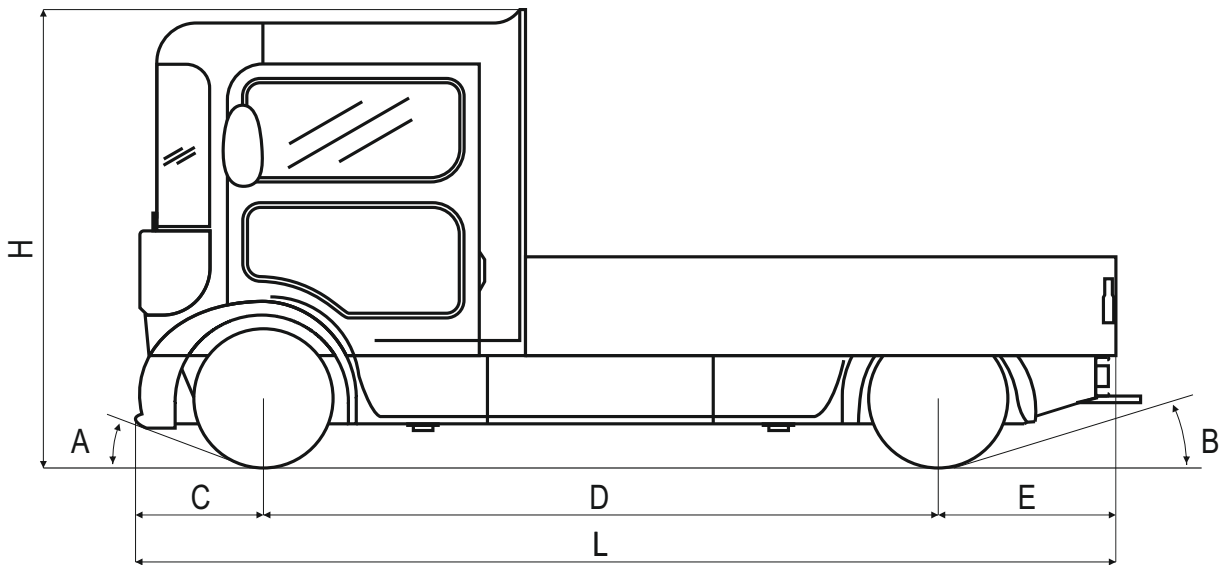
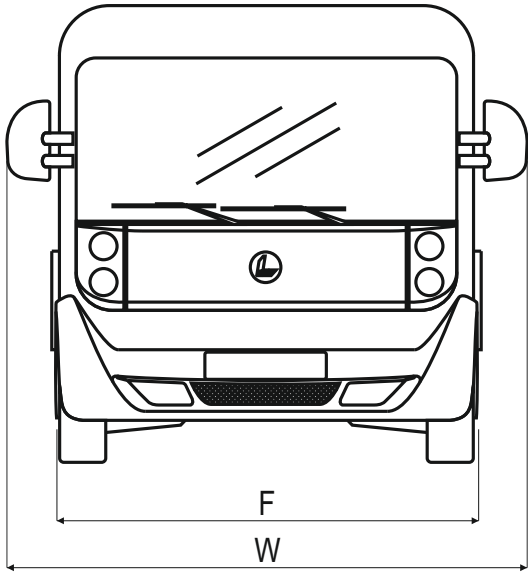


L CITY PICKUP



TYPE-APPROVAL | CAB SEATS

EU on-road type-approval	N1
seats inside the cab	2
right-hand drive	0

PERFORMANCE

top speed	[km/h]	80*
maximum negotiable slope on power mode	[%]	25
maximum autonomy	[km]	250

DIMENSIONS

L	length	[mm]	4554
W	vehicle cab width (with wing mirrors open)	[mm]	2268
H	cab height (with standard tyres)	[mm]	2078
A	approach angle	[°]	26.2
B	departure angle	[°]	17.3
C	front overhang	[mm]	617
D	wheelbase	[mm]	3000
E	rear overhang	[mm]	937
F	vehicle cab width (without rear-view mirrors)	[mm]	1848

* optional 100 km/h

√ as standard 0 optional — not available

for more information: www.lcitycars.com

WEIGHTS | CAPACITY AND TOWING

unloaded vehicle weight (with battery, without driver)	[kg]	1800
gross vehicle weight (max weight for fully-loaded vehicle)	[kg]	2800

MOTOR | CONTROLLER

144V AC asynchronous induction electric motor		√
maximum motor power	[kW]	45.2*
maximum motor torque	[Nm]	162.72**
CURTIS 144V control electronics		√
vehicle performance setting modes (ECO and POWER)		√
vehicle performance setting modes (CITY and HIGHWAY)		√
auxiliary cooling system for motor / controller		√
Vehicle Body Computer (VBC)		√

TRANSMISSION

rear wheel drive		√
heavy duty differential unit		√

SUSPENSION

front and rear suspension with double wishbone		√
two performance shock absorbers per wheel		√

* peak power - 72 kW

** peak torque - 180 Nm

BRAKES

front and rear hydraulic discs brakes	√
parking brake	√
regenerative brake	√

STEERING

electric power steering (EPS)	√
minimum turning radius internal	[mm] 5500

BODY | CHASSIS

white body	√
customers body colour	O
steel chassis with hot dip galvanising anti-corrosion treatment and painted finish	√
GRP body parts	√

SAFETY

driver airbag	√
3-point seat belt for driver and passenger	√
presence sensor on driver's seat with buzzer	√
horn	√
acoustic vehicle alerting system (AVAS)	√
safety switch for heating system	√
long turn safety switch	√
tire repair kit	√

LIGHTS

full LED front lights (low and high beam)	√
full LED rear lights	√
rear fog light and LED reversing light	√
LED DRL light integrated	√
third stop light	—
LED side indicators	√

CAB | COMFORT

LCD dashboard multifunctional instrument cluster	√
full alcantara interior	√
keyless open/close system	√
integrated 144V heating system	√
air-conditioning	√
adjustable seats	√
adjustable steering wheel	√
front doors with sliding windows	√
rear doors	—
headrests	√
cab interior lights	√
rear-view camera	√
car audio system AM/FM/DAB/DAB+ with USB and Bluetooth + integrated navigation	√

4 speakers	√
central door lock with remote control	√
windscreen wiper with windscreen washer	√
vehicle performance setting modes selected from steering wheel	√
12V socket	○

TYRES

road tyres summer type (front and rear 215/60 R16 C)	√
--	---

BATTERY 144V

type / capacity	Lithium (LiFePO4) 62.21 kWh	√
estimated battery life , state of charge 60% max.	[cycles]	3000
estimated battery charge time	[hours]	7
consumption for complete recharge	[kWh]	

BATTERY 12V

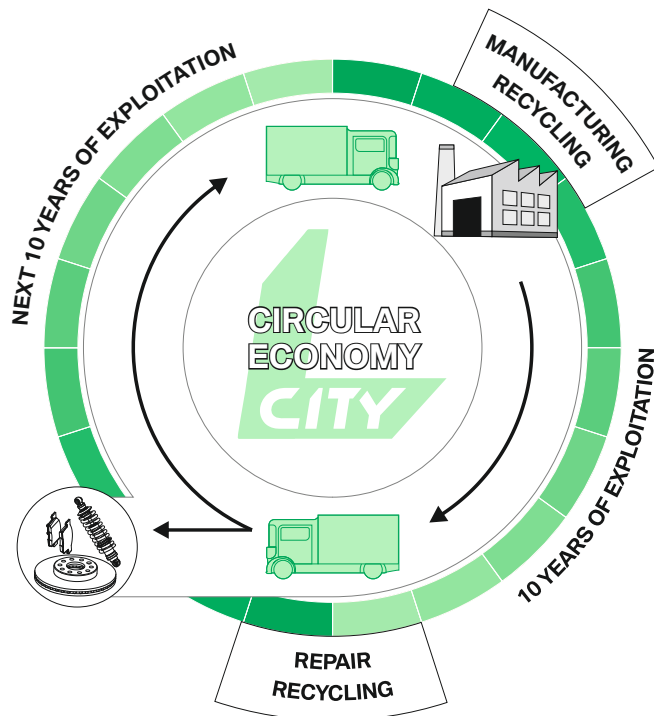
type		Dual AGM
capacity	[Ah]	60
CCA	[A]	680
length	[mm]	242
width	[mm]	175
height	[mm]	190
terminal type		EN taper post

CARGO AREA

length	[mm]	2710
width	[mm]	1930
height	[mm]	386

WARRANTY

whole vehicle	[km]	250 000
	[years]	10
high voltage battery	[km]	160 000
	[years]	10



NOTE

Top speed: approximate, obtained on a flat surface in optimum usage conditions. **Maximum negotiable slope:** approximate and assessed with vehicle empty in ideal usage conditions on discontinuous ramps. **Maximum autonomy:** the max autonomy value reported is indicative and refers to homologation data collected on WLTP cycle basis (combined circuit). **Estimated battery lifespan:** approximate figure, based on the information in the manufacturer's possession at the time this file was published. **The technical specifications indicated in this catalogue** (performance, autonomy, dimensions, etc.) depend - or may depend - on temperature, terrain, driving style, accessories, load or use of the vehicle. The data usually refers to use on a flat surface in optimum usage conditions - i.e. a basic vehicle version with no load, on an even and paved road surface with an outdoor temperature of 25°C, the battery fully charged, on board electronic devices switched off, and without any other accessory consumption. **The technical specifications,** design and performance levels indicated in this technical data sheet are by way of example only and may be subject to modifications without prior notice. All other components' **warranty conditions** are described in the warranty handbook.



BG - 7000, Ruse, Treti Mart 56 blvd.



+359 700 505 11; +49 170 484 1001



info@lcitycars.com

www

www.lcitycars.com



© 2023 L CITY

Rev. 230406

ISO 9001-00033790

The technical specifications, design and performance levels indicated in this technical data sheet are by way of example only and may be subject to modifications without prior notice.

✓ as standard ○ optional — not available

for more information: www.lcitycars.com